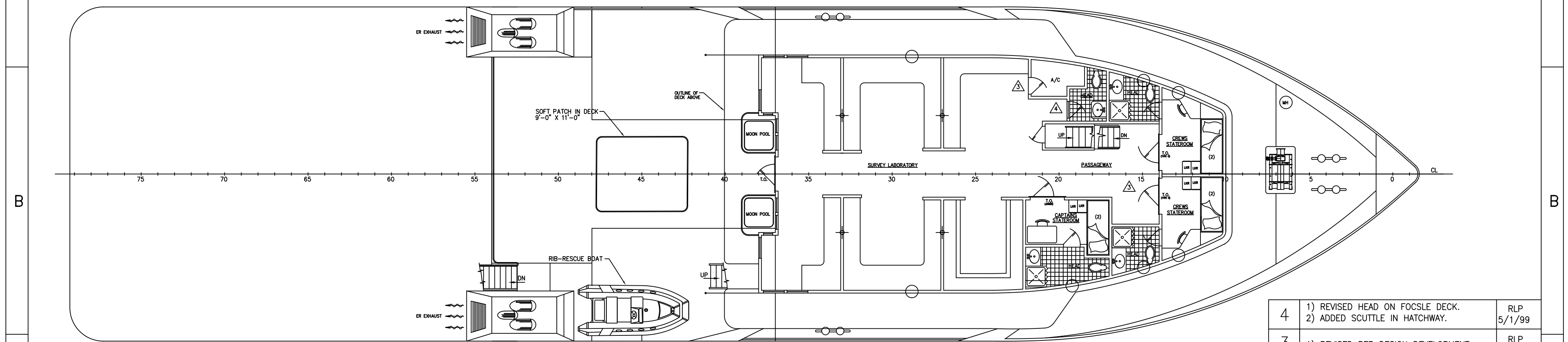


01 LEVEL ARRANGEMENT




FOCSLE DECK ARRANGEMENT

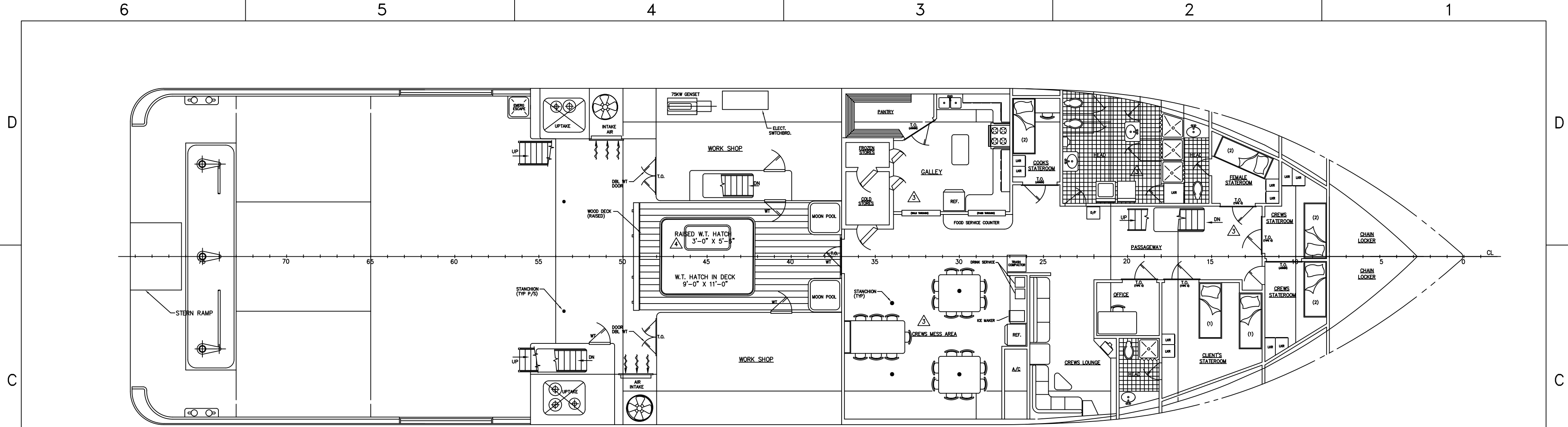
NO.	ALTERATIONS	BY/DATE
4	1) REVISED HEAD ON FOCSSLE DECK. 2) ADDED SCUTTLE IN HATCHWAY.	RLP 5/1/99
3	1) REVISED PER DESIGN DEVELOPMENT.	RLP 3/3/99
2	1) REVISED PER DESIGN DEVELOPMENT.	RLP 12/3/98
1	1) GENERAL REVISION TO INCLUDE OWNERS COMMENTS.	RLP 5/21/98

DRAWN BY:	ROBERT PAYNE	DATE:	7-30-97
CHECKED BY:		DATE:	
APPROVED BY:		DATE:	
APPROVED BY:		DATE:	
SCALE:	3/16"=1'-0"	CONTRACT NO.:	S-185-32
<small>This drawing and its contents, specifications and design concept are proprietary information and may not be wholly or partially reproduced, transferred or used for manufacture without written consent from: MARINE MANAGEMENT INCORPORATED OR ROBERT L. PAYNE. Copyright 1997</small>			
DWG. NO.:	S-185-A3		

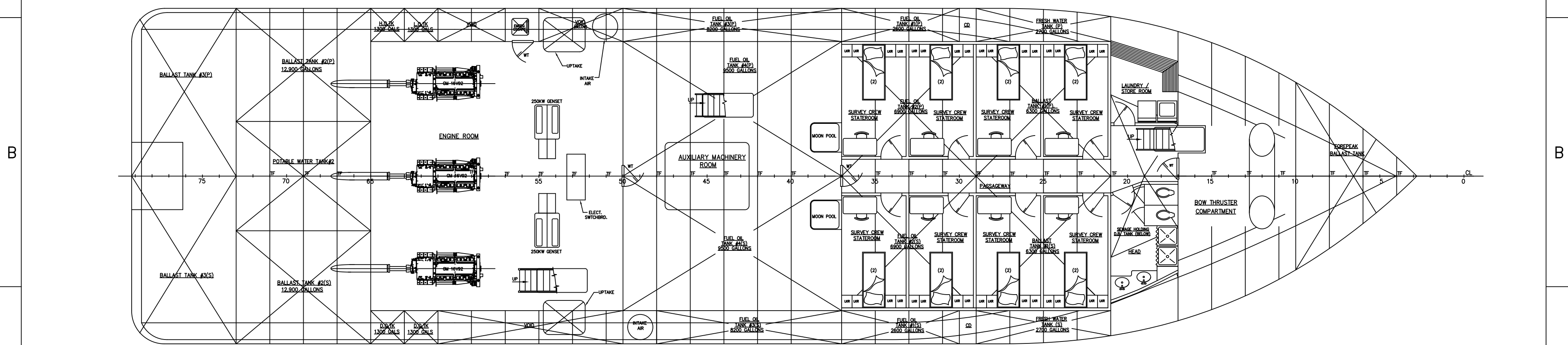
TITLE:		160'-0" x 40'-0" x 13'-0" RESEARCH VESSEL	
ARRANGEMENT OF DECKS			
PREPARED FOR:		CAMERON OFFSHORE BOATS, INC. CAMERON, LOUISIANA	
MARINE MANAGEMENT INC.		SH#: 1	
MARINE DESIGNERS and SURVEYORS		OF: 2	
P.O. Box: 1803 Ocean Springs, MS 39566-1803		ALT NO: 4	
Ph: 601-872-2846 Fax: 601-872-0606 Online: MMinc25@aol.com			



S-185-A3 REV.4



MAIN DECK ARRANGEMENT



BELOW MAIN DECK ARRANGEMENT

	SCALE: 3/16"=1'-0"	CONTRACT NO: S-185-32
	MARINE MANAGEMENT INC. MARINE DESIGNERS and SURVEYORS	
	P.O. Box: 1803 Ocean Springs, MS 39566-1803 Ph: 601-872-2846 Fax: 601-872-0606 Online: MMinc2@aol.com	
	DWG. NO: S-185-A3	Sht 2 of 2

S-185-A3 SHT2 REV.4