

④







RATED LOAD (lbs)

| Size (In.) | Vertical  | * Choker  | Vertical Basket  | 60°  | 45°  | 30°  |
|--|---|---|--|---|---|---|
| Wire Rope (6 x 19 & 6 x 37, EIPS, IWRC, MS) (DF = 5:1) | | | | | | |
| 3/8 | 2,800 | 2,200 | 5,800 | 5,000 | 4,000 | 2,800 |
| 1/2 | 5,000 | 3,800 | 10,200 | 8,800 | 7,200 | 5,000 |
| 5/8 | 7,800 | 5,800 | 15,600 | 13,600 | 11,000 | 7,800 |
| 3/4 | 11,200 | 8,200 | 22,000 | 19,400 | 15,800 | 11,200 |
| 7/8 | 15,200 | 11,200 | 30,000 | 26,000 | 22,000 | 15,200 |
| 1 | 19,600 | 14,400 | 40,000 | 34,000 | 28,000 | 19,600 |
| 1 1/8 | 24,000 | 18,200 | 48,000 | 42,000 | 34,000 | 24,000 |
| 1 1/4 | 30,000 | 22,000 | 60,000 | 52,000 | 42,000 | 30,000 |
| 1 1/2 | 42,000 | 32,000 | 84,000 | 74,000 | 60,000 | 42,000 |
| Chain Grade 80 ** Horizontal leg angle of 60° (DF = 4:1) | | | | | | |
| 3/8 | 7,100 | 5,700 | **12,300 | 12,300 | 10,000 | 7,100 |
| 1/2 | 12,000 | 9,600 | **20,800 | 20,800 | 17,000 | 12,000 |
| 5/8 | 18,100 | 14,500 | **31,300 | 31,300 | 25,600 | 18,100 |
| 3/4 | 28,300 | 22,600 | **49,000 | 49,000 | 40,000 | 28,300 |
| Web (Eye / Eye) (Rated load, Class 5 Synthetic Web Slings) (DF = 5:1) | | | | | | |
| 1-1 | 1,100 | 880 | 2,200 | 1,900 | 1,600 | 1,100 |
| 1-2 | 2,200 | 1,760 | 4,400 | 3,800 | 3,100 | 2,200 |
| 1-3 | 3,300 | 2,640 | 6,600 | 5,700 | 4,700 | 3,300 |
| 1-4 | 4,400 | 3,520 | 8,800 | 7,600 | 6,200 | 4,400 |
| 2-3 | 6,600 | 5,280 | 13,200 | 11,400 | 9,300 | 6,600 |
| 2-4 | 8,200 | 6,560 | 16,400 | 14,200 | 11,600 | 8,200 |
| (Ply-In.) | | | | | | |

*GENERAL NOTE: Rated loads are for angles of choke greater than 120 deg.

⑤

RATED LOAD (lbs)

| Size # | Color | Vertical  | * Choker  | Vertical Basket  | 60°  | 45°  | 30°  |
|---|--------|---|--|--|---|---|---|
| Polyester Roundslings (Endless and Eye / Eye) (DF = 5:1) | | | | | | | |
| 1 | Purple | 2,600 | 2,100 | 5,200 | 4,500 | 3,700 | 2,600 |
| 2 | Green | 5,300 | 4,200 | 10,600 | 9,200 | 7,500 | 5,300 |
| 3 | Yellow | 8,400 | 6,700 | 16,800 | 14,500 | 11,900 | 8,400 |
| 4 | Tan | 10,600 | 8,500 | 21,200 | 18,400 | 15,000 | 10,600 |
| 5 | Red | 13,200 | 10,600 | 26,400 | 22,900 | 18,700 | 13,200 |
| 6 | White | 16,800 | 13,400 | 33,600 | 29,100 | 23,800 | 16,800 |
| 7 | Blue | 21,200 | 17,000 | 42,400 | 36,700 | 30,000 | 21,200 |
| 8 | Orange | 25,000 | 20,000 | 50,000 | 43,300 | 35,400 | 25,000 |

*GENERAL NOTE: Rated loads are for angles of choke greater than 120 deg.

RIGGING HARDWARE WORKING LOAD LIMIT (lbs)

| Size (In.) | Anchor/Chain Shackles | Shouldered Eye Bolts | Swivel Hoist Ring | Eye or Jaw Turnbuckle | Alloy Oblong Links |
|------------|-----------------------|----------------------|-------------------|-----------------------|--------------------|
| 1/2 | 4,000 | 2,600 | 2,500 | 2,200 | 7,400 |
| 5/8 | 6,500 | 5,200 | 4,000 | 3,500 | 9,000 |
| 3/4 | 9,500 | 7,200 | 5,000 | 5,200 | 12,300 |
| 7/8 | 13,000 | 10,600 | 8,000 | 7,200 | 15,200 |
| 1 | 17,000 | 13,300 | 10,000 | 10,000 | 26,000 |
| 1 1/4 | 24,000 | 21,000 | 15,000 | 15,200 | 39,100 |
| 1 1/2 | 34,000 | 24,000 | 24,000 | 21,400 | 61,100 |
| 1 3/4 | 50,000 | 34,000 | N/A | 28,000 | 84,900 |
| 2 | 70,000 | 42,000 | 30,000 | 37,000 | 102,600 |