

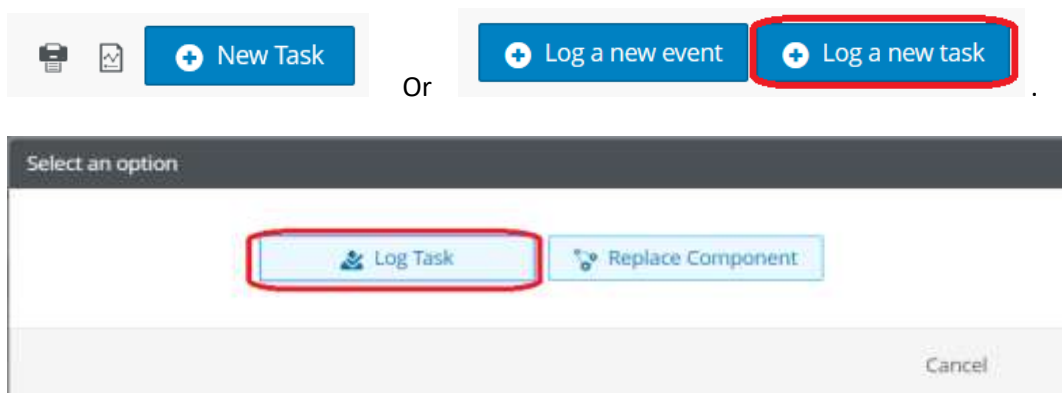
Create a Task (Unplanned Maintenance)

Scenario: During coring operations one of the hydraulic lines burst, spilling fluid on the deck (but did not go into the water). You have to replace the hydraulic line.

Task: Conmaco winch- replace hydraulic line

You can create a new task from either **Onboard/ Logs** or **Onboard/ Overview**.

To create an unplanned maintenance task, open **Logs** or **Overview** and on the upper right of the window, click **New Task** or **Log new Task**. Then **Log Task**.

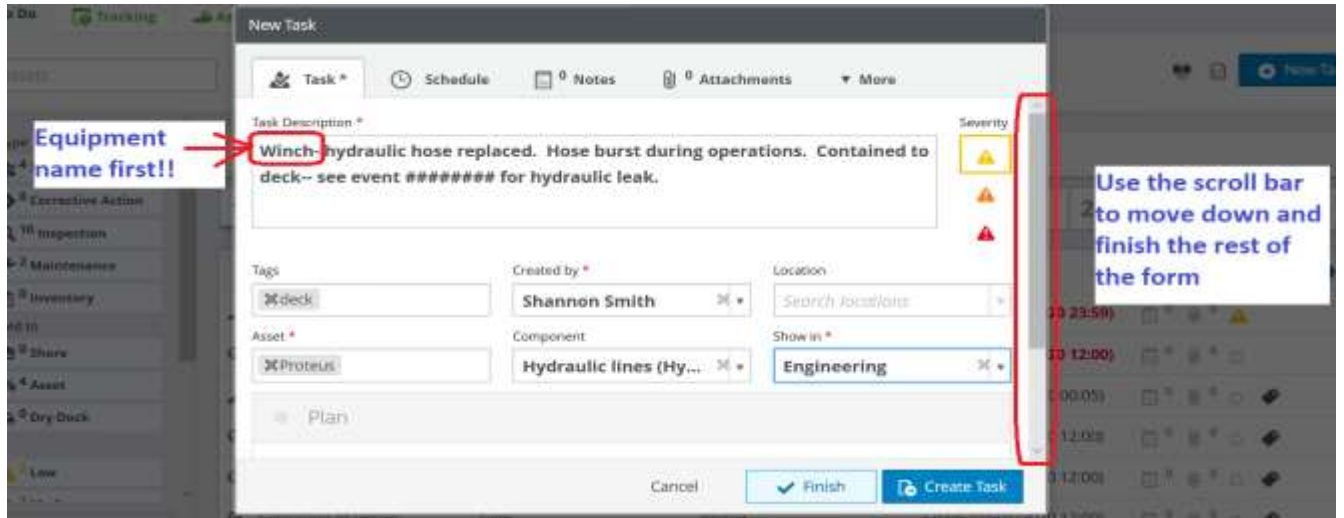


Two very important points!!

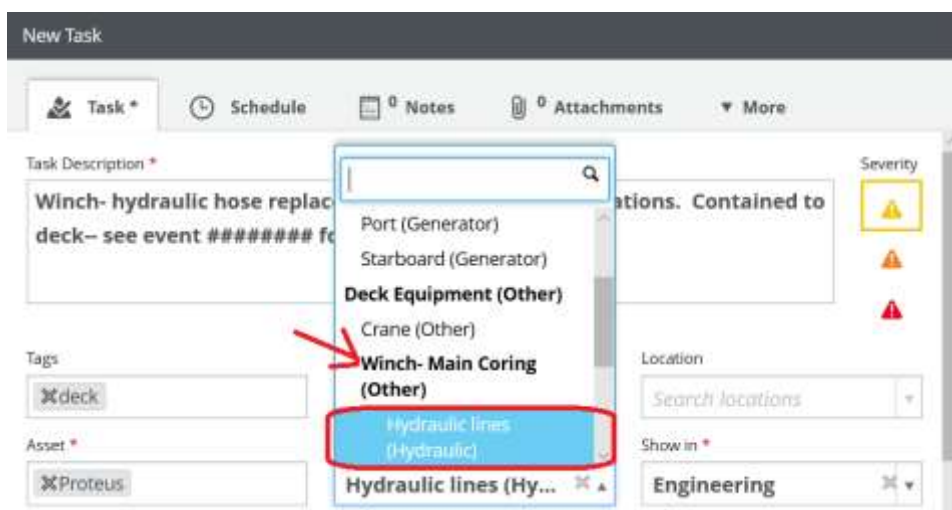
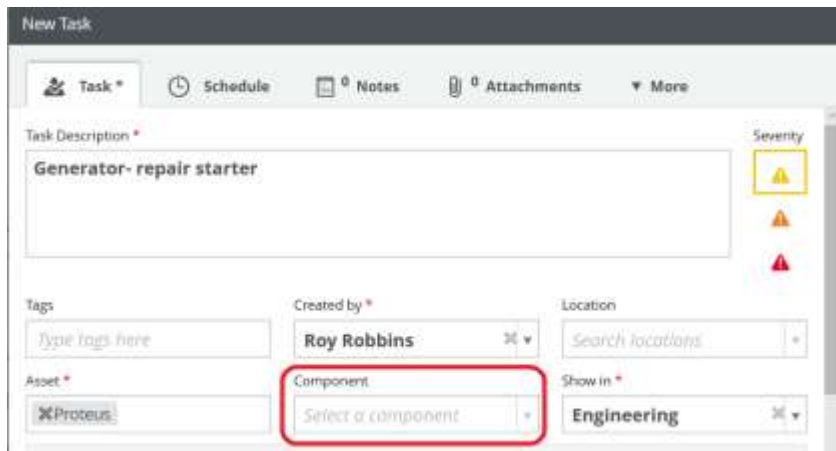
Use the **NAMING PROTOCOL** in the Task Description and **LINK the task to the equipment repaired** (if equipment is in the components list.)

1. First word in the title is always the EQUIPMENT that was affected, followed by the repair done.

In this case, the title would be: **“WINCH- hydraulic hose replaced”**

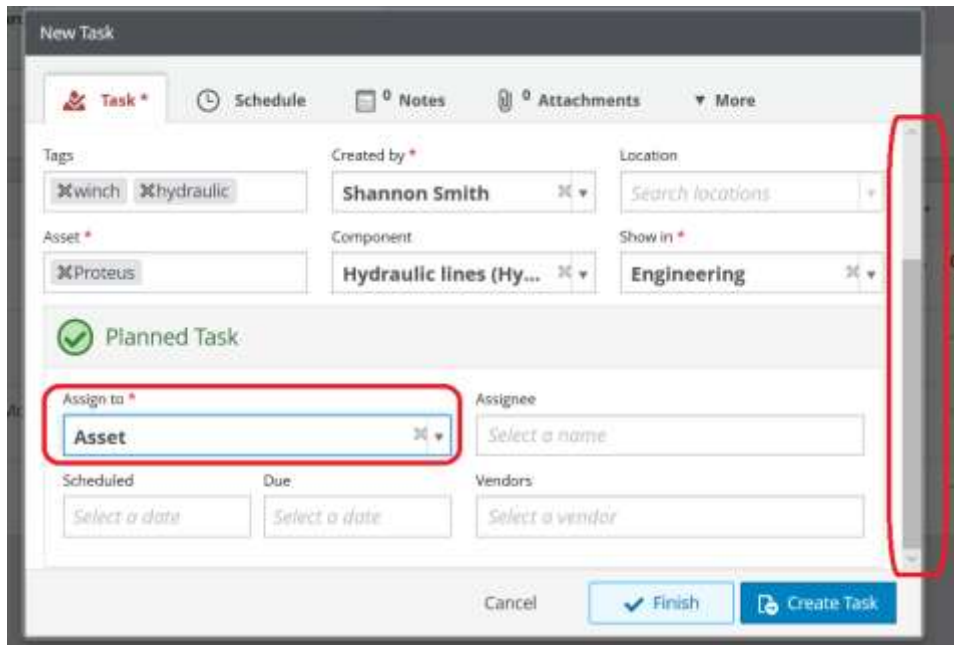


Link the equipment using the **Component** field. Scroll through the list to see the available components.

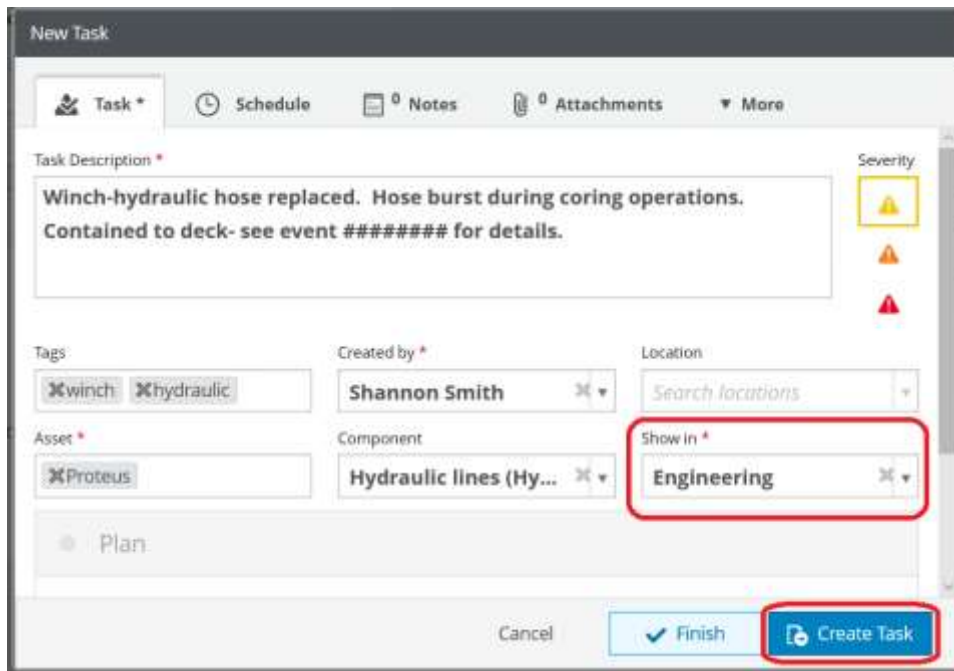


Enter your name in the **Created by** box. In the **Show in** box, enter the department responsible for completing the repair. The task will appear in only one workspace- Bridge or Engineering. A task cannot be assigned to both departments.

Use the scroll bar and scroll down to **Planned Task** section. Choose **Asset** if vessel is to complete work, **Dry Dock** if it has to wait until then and **Shore** if it requires shoreside intervention (like EPIRB sticker renewal).



If this task has **NOT** yet been completed, click the **Create Task** button. The task will appear in the To Do list of the department you assigned in the **Show in** box.



If the task has been completed, Click the **Finish** button and the final screen will appear. Put the name of the person who completed the repair in the “**Who was this resolved by?**” box. Enter a quick

description in the “**How was this resolved?**” box and then **Finish** Task. The task will the move to the History tab.

New Task

Task * Schedule Notes Attachments More

Task Description

Winch-hydraulic hose replaced. Hose burst during coring operations. Contained to deck- see event ##### for details.

When was this resolved?

03/25/2020 13:16

Who was this resolved by? *

Charlie Emerson

How was this resolved?

line replaced

Cancel Finish Task

And you MUST ADD NOTES in the “How was this resolved?” box.