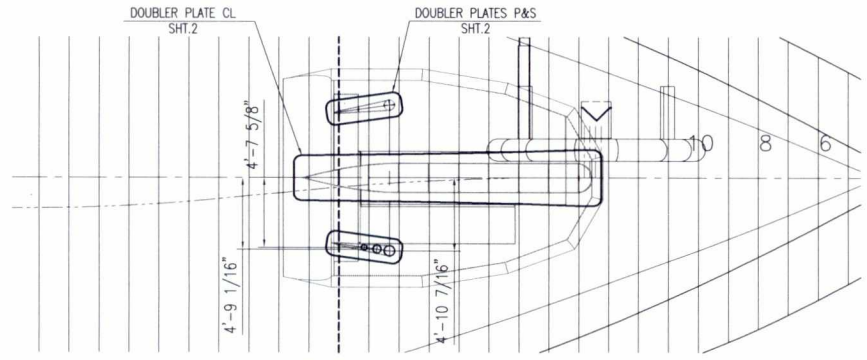


REVISIONS						
REV	DESCRIPTION	ACM	APPN	DATE	BY	OTHER
0	ISSUED FOR REVIEW AND COMMENTS			6/28/18	FM	

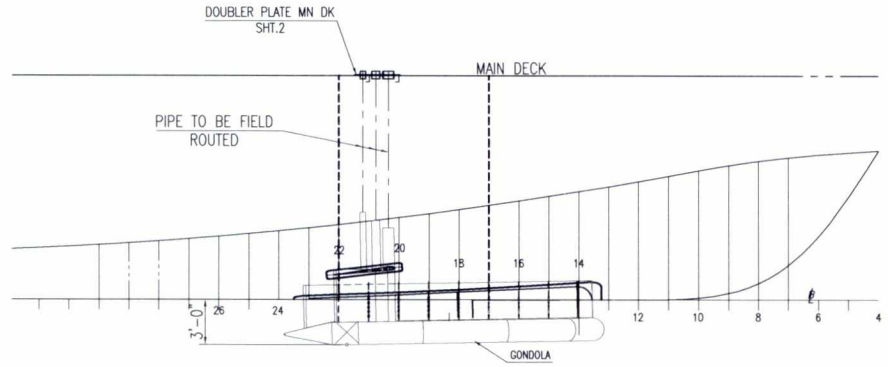
Rev. 6/28/2018



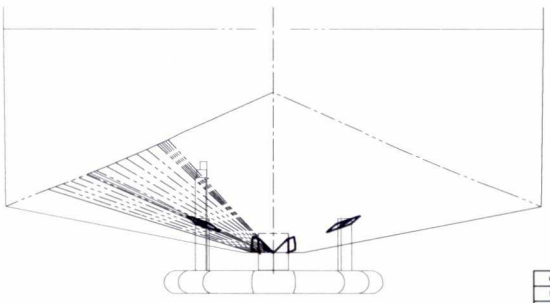
PARTIAL BOW PLAN
SCALE: 1/4"=1'-0"

NOTES:

1. ALL STEEL TO BE ABS GRA
2. WELDING TO BE IN ACCORDANCE WITH ABS RULES FOR BUILDING & CLASSING STEEL VESSELS UNDER 90M.
3. VERIFY ALL AS-BUILT DIMENSIONS PRIOR TO FABRICATION AND INSTALLATION.
4. FIELD VERIFY LOCATION OF EXISTING WELD SEAMS BEFORE CUTTING OUT BOTTOM PLATE.
5. FIT UP AND WELDING TO SURVEYOR SATISFACTION.
6. MATERIALS TO SURVEYOR SATISFACTION.



PARTIAL BOW SIDE ELEVATION
SCALE: 1/4"=1'-0"
FRAME SPACING: 24"



BOW ELEVATION
SCALE: 1/4"=1'-0"

PRELIMINARY

NOTE
IF THIS DRAWING IS NOT PLOTTED AS 'D' SIZE (22"x34") THEN INDICATED SCALE DOES NOT APPLY

PROPRIETARY INFORMATION
REPRODUCTION OR DISCLOSURE OF INFORMATION CONTAINED IN THIS DOCUMENT/SHEET, IN WHOLE OR IN PART, WITHOUT PRIOR WRITTEN APPROVAL OF ALAN C. McCLURE ASSOCIATES, INC IS PROHIBITED

6	FRAMES 18" thru 22" (HALTER MARINE SERV INC)	AGOR 21-101-005
5	FRAMES 12" thru 17" (HALTER MARINE SERV INC)	AGOR 21-101-004
4	SCANTLING PLAN (HALTER MARINE SERV INC)	AGOR 21-101-002
3	ASSY GONDOLA STRUT 1X1 5M 30A-SBP 30-4NEPTUNE (S SHTS) KONGSBERG UNDERWATER TECHNOLOGY INC	126043
2	GONDOLA 1X1 5M 30A-SBP 30-4NEPTUNE (11 SHTS) KONGSBERG UNDERWATER TECHNOLOGY INC	126033
1	LINE'S PLAN (SHULLER & ALLAN, INC)	2042-01
REV. NO.	TITLE	DRG. NO.
	REFERENCE DRAWINGS	

EXAMINED		SIGNATURE	
BY	DATE		
DRAWN	EEE		
CHECKED	AC		
ENGINEER	FM		
APPROVED	AC		
DATE	6/28/18		

TDI BROOKS INTL.
ALAN C. McCLURE ASSOCIATES, INC.
 NAVAL ARCHITECTS ENGINEERS
 2929 BRIAR PARK, STE. 220 HOUSTON, TEXAS 77042
Texas Registered Engineering Firm E-4491

GYRE
 PRELIMINARY LAYOUT
 GONDOLA STRUTS DOUBLER PLATES
 ARRANGEMENT AND DETAILS

SCALE	JOB NUMBER	DRAWING NUMBER	SHEET	REV
NOTED	B1321-2	100-001	1 OF 3	0