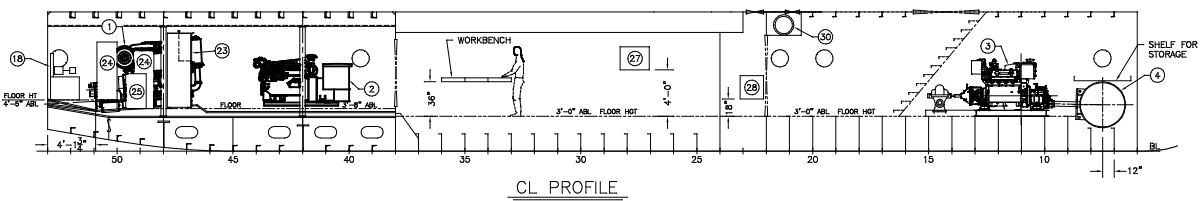
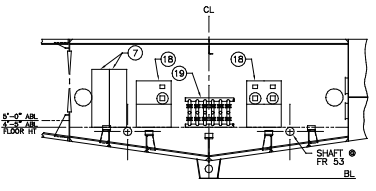


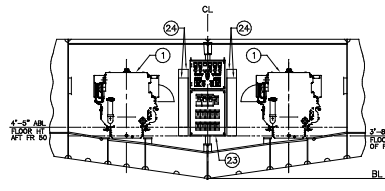
HOLD PLAN



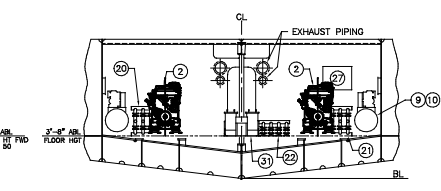
CL. PROFILE



FRAME 52  
LKG AFT



FRAME 48  
LKG AFT



FRAME 42  
LKG FWD

EQUIPMENT LIST	
ITEM NO.	DESCRIPTION
1	CAT 3508B, 850HP @ 1200 RPM W/TWIN DISC MG 6690-00SC 3.21:1 AND SLOWDOWN ISOLATOR MOUNTS
2	GEN. CAT 3308, 170KW @ 1800 RPM, 460V, 3P
3	BOW THRUSTER ENC., CAT 3408, 480HP @ 1800RPM, W/MCS148 GEAR + SLOWDOWN ISOLATOR MOUNT, FIRE PUMP, CRANE DEMING 6x4x17, FIG. 5063
4	BOW THRUSTER, MARPROP MT-120-450, 450HP 48"ID
5	LIQUID MUD PUMP, 120HP, MISSION 5x4x12
6	LIQUID MUD PUMP, 40HP, MISSION 4x3x10
7	F.W. PRESS. SET, MYERS 3/4HP HJ100S W/WR100-03TK
8	50 GALLON HOT WATER HEATER, 100PSI RELIEF
9	AIR RECEIVER, 120 GAL, MANCHESTER, ABS
10	AIR COMPRESSOR, QUINCY MODEL 325
11	FIRE/BILGE/BALLAST PUMP, BARNES 250CE, 15HP @ 3500 RPM, 160GPM @ 15FT HEAD, SHUTOFF HD 185FT
12	FUEL OIL PUMP, BARNES 250CE, 15HP @ 3500 RPM, 160GPM @ 15FT HEAD, SHUTOFF HD 185FT
13	E.R. INTAKE FAN, HARTZELL 28" MODEL WL3 12,600CFM @ 1 1/4 SP, 1750 RPM
14	D.O. SLOP PUMP, 1" DIAPHRAGM WALDEN P2
15	HAND PUMP
16	FUEL OIL METER, LIQUID CONTROLS, M15 W/MORRISON
17	MUD PUMP MANIFOLD, YARD FAB
18	STEERING UNIT, GULF COAST AIR & HYDRAULICS
19	AFT BALLAST TANK MANIFOLD, YARD FAB
20	FUEL OIL MANIFOLD, YARD FAB
21	FWD BALLAST TANK MANIFOLD, YARD FAB
22	BILGE MANIFOLD, YARD FAB
23	SWITCHBOARD SPLIT BUS
24	ELEC. PANEL
25	TRANSFORMER 48KVA 460V/208V, DELTA WYE
26	SEWAGE PUMP, CROWN 20000, 2HP
27	FIRE STATION, SOFT 1 1/2" FIRE HOSE COMB. NOZZLE
28	COOLER COMPRESSOR, TECUMSEH AK9486EC, 3/4HP, 16, 208V
29	FREEZER COMPRESSOR, TECUMSEH AJ9486E, 1HP, 16, 208V
30	B/T INTAKE FAN, HARTZELL 20" MODEL WH5 5,100CFM @ 1/2 SP, 1725 RPM
31	OILY WATER SEPARATOR, BILGE BOY 98045A, 15PPM, 2 1/2GPM
32	PUMP MANIFOLD, YARD FAB
33	PHONE BOOTH, SOUND POWERED PHONE (FIELD FIT IN E.R.)

1	REVISED ITEM 23 TO AGREE W/MANUFACTURERS DRAWING.	8-29-02	CB
REV.	DESCRIPTION	DATE	BY
<b>MASTER BOAT BUILDERS, INC.</b> P.O. Box 702 150'-0" x 36'-0" x 12'-0" OSV 150'-0" x 36'-0" x 12'-0" OSV			
Drawn by:	C. BRAUN	Approved by:	
Scale:	3/4" = 1'-0"	Scale:	8-12-02
<b>MACHINERY ARRANGEMENT</b>			
Sheet:	1 of 1	Drawing Number:	M-3
Revision:			1