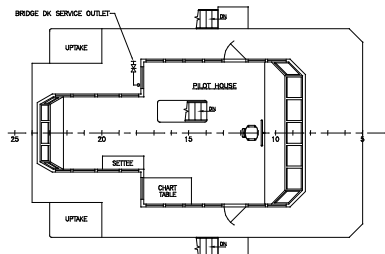


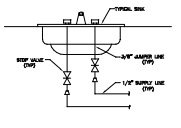
SYMBOL	DESCRIPTION
—DK—1	VALVE, GATE
—DK—2	VALVE, CHECK
—DK—3	VALVE, BALL
—DK—4	VALVE, SHUT-OFF
—DK—5	VALVE, PRESSURE RELIEF, SET @
—DK—6	GAUGE, PRESSURE
—DK—7	PIPE, DOWN
—DK—8	PIPE, UP
—DK—9	C.W. COLD WATER
—DK—10	H.W. HOT WATER
—DK—11	S.W. SANITARY WTR

EQUIPMENT LIST					
EQUIPMENT	QTY	DESCRIPTION	MATERIAL	MFR	REMARKS
WATER HEATER	1	50	VARIOUS	SEARS	
P.W. PRESS SET	2	3/4 HP	VARIOUS	MYERS	H/100 6/WH10-03K PRESS VALVE SET AT 100 PSI

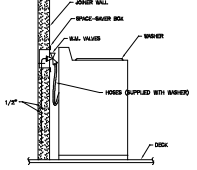
MATERIAL SCHEDULE										
NO.	SERVICE	SIZES	PIPE	VALVES		FITTINGS	TWE-DOWN JOINTS	ASTM SPEC		GASKETS
				BRONZE	TRN			SOCKETS	NUTS	
1	HOT AND COLD POTABLE WATER	ALL	COPPER TUBE ASTM B-75	BALL, BRZ 125# THD ASTM B-52	BRONZE	BRZE WELDED COPPER	UNIONL BRZ	N/A	N/A	N/A
2	SANITARY WATER	ALL	BLACK STEEL ASTM A-33-33 SCH 40	GATE, BRZ 125# THD ASTM B-52	BRONZE	BRZE CHWICE PLTD	WELDED COPPER	A 307	A 307	RF



BRIDGE DECK
C.W. SUPPLY



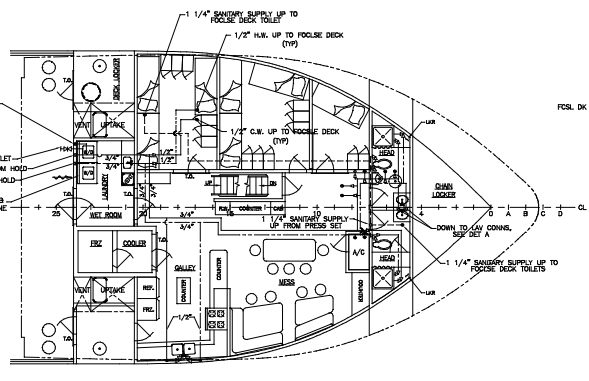
DETAIL "A"
TYPICAL INSTALL
NO SCALE



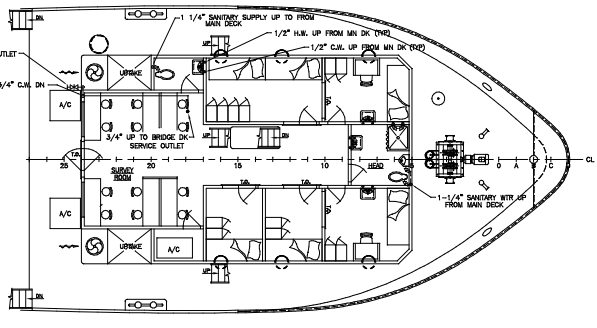
DETAIL "B"
TYPICAL WASHER CONN
NO SCALE

GENERAL NOTES

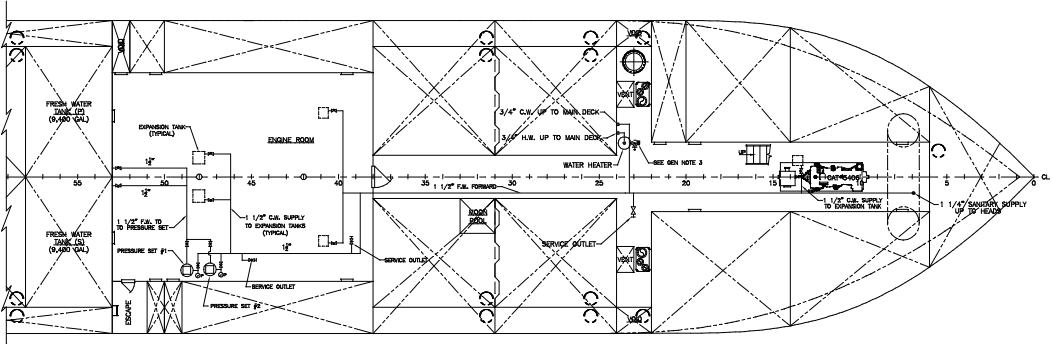
1. ALL JUMPER LINES BETWEEN SHUT-OFF VALVE AND FACET TO BE 1/2".
2. ALL LINES TO EXPANSION TANKS, PICTURES ETC. TO BE 1/2".
3. RELIEF VALVE AT HOT WATER HEATER TO BE SET AT 100 PSI.



MAIN DECK ARRANGEMENT
HOT/COLD FRESH WATER & SALT WATER SUPPLY



FOCLE DECK ARRANGEMENT
HOT/COLD FRESH WATER & SALT WATER SUPPLY



HOLD PLAN

REV.	DESCRIPTION	DATE	BY
1	1. ADDED ASTM NUMBERS TO MATERIAL SCH.	1-6-03	CB

MASTER BOAT BUILDERS, INC.
 P.O. Box 702
 150'-0" x 36'-0" x 12'-0"
 OSV
 Drawn by: C. BRAUN Approved by: Scale: 3/16"=1'-0"
 Job No.: 354 Date: 7-3-02
POTABLE & SANITARY WTR SYS DIA
 Sheet: 1 of 1 Sheet Number: P-3 1