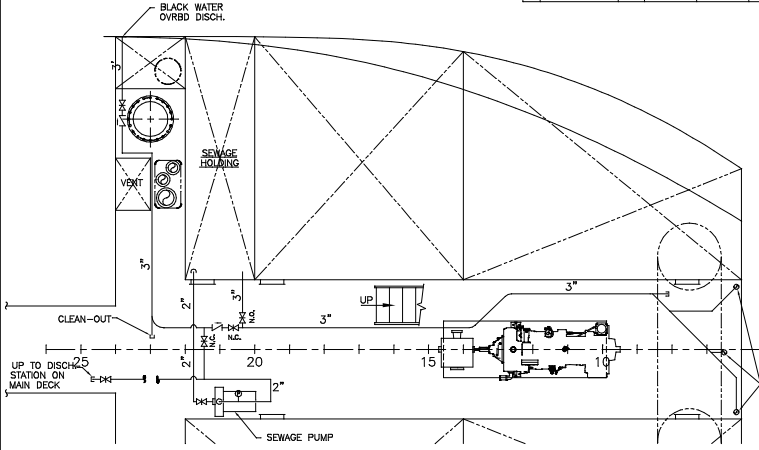


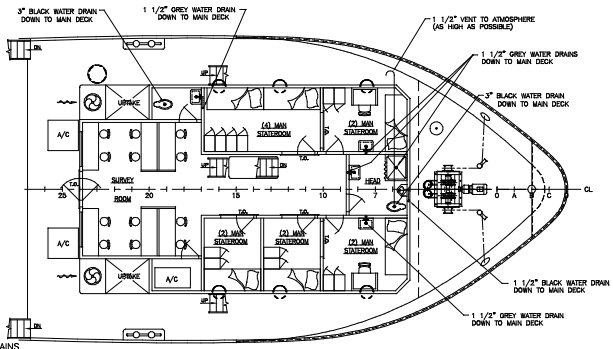
SYMBOL LIST	
SYMBOL	DESCRIPTION
—DK—	VALVE, GATE
—C—	VALVE, CHECK
—S—	VALVE, BALL
—D—	VALVE, SHUT-OFF
—P—	GAUGE, PRESSURE
—	PIPE DOWN
—	PIPE UP

EQUIPMENT LIST						
EQUIPMENT	QTY	DESCRIPTION	MATERIAL	MFR	REMARKS	
SEWAGE PUMP	1	CONTROL	VARIOUS	CROWN		

MATERIAL SCHEDULE											
NO.	SYSTEMS	SIZES	PIPE	ROCKERS			FITTINGS	TIE-DOWN JOINTS	ASTM SPEC		GASKETS
				BRONZE	TRM	IRON			SOETS	WALTS	
1	SANITARY DRAINS	ALL	BLACK STEEL ASTM A-53-B SCH 80	GATE, BRZ 150# ASTM B-62	PLG ASTM B-62	BRN	BRN, SCH 80 SWEEP, STL ANNE B16.11	FLG, BLS 150# ASTM A-105	A 307	A 307	RF
				GATE, BRZ 150# ASTM B-62	PLG ASTM B-62	BRN					
				BALL, BRZ 150# ASTM B-62	PLG ASTM B-62	BRN					
				CHECK, BRZ 150# ASTM B-62	PLG ASTM B-62	BRN					



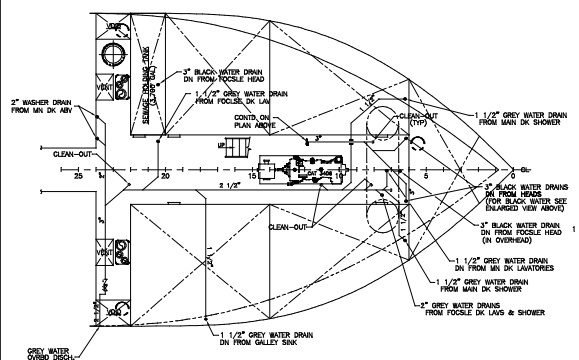
**BLACK WATER DRAINS  
SEWAGE HOLDING AND TRANSFER**



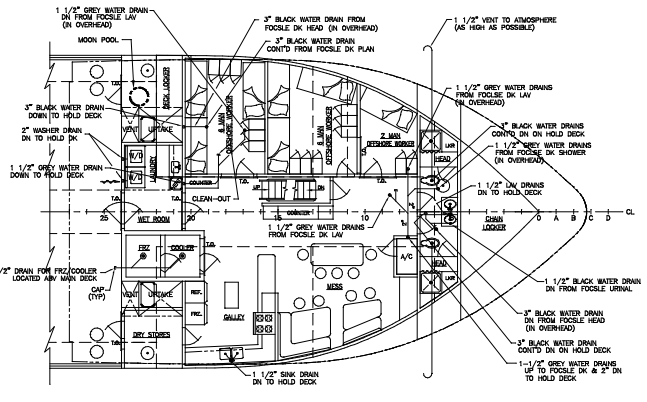
**FOCSLS DECK ARRANGEMENT  
GREY & BLACK WATER DRAINS**

**GENERAL NOTES**

- ALL SINKS, LAVATORIES & SHOWERS TO BE EQUIPPED WITH SUITABLE TRAPS.
- ALL GAGES SHALL BE 1/4" BTM CONAL LIQUID FILLED & SIZED FOR VERTICAL NEEDLE POSITION DURING STANDBY OPERATING PRESSURE.



**HOLD ARRANGEMENT  
GREY & BLACK WATER DRAINS  
(FOR FURTHER INFO ON BLACK WATER SYSTEM, SEE ENLARGED VIEW ABOVE)**



**MAIN DECK ARRANGEMENT  
GREY & BLACK WATER DRAINS**

REV.	DESCRIPTION	DATE	BY
1	1. ADDED ASTM NUMBERS TO MATERIAL SCH.	1-9-03	CB

**MASTER BOAT BUILDERS, INC.**  
P.O. Box 702      Bayou LaBatre, AL 36509

Drawn by: C. BRAUN      Approved by:      Scale: 3/16"=1'-0"  
Sheet No.: 354      Date: 6-17-02

**SANITARY DRAINS SYS DIAGRAM**

Sheet: 1 of 1      Sheet Number:      P-4      1