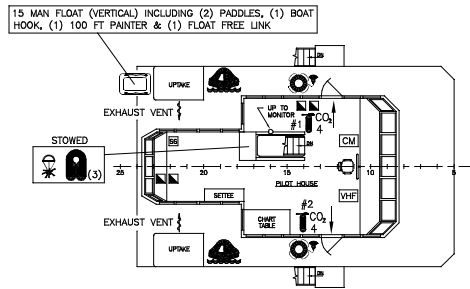
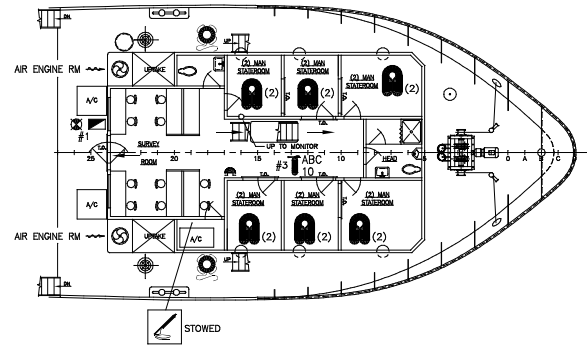


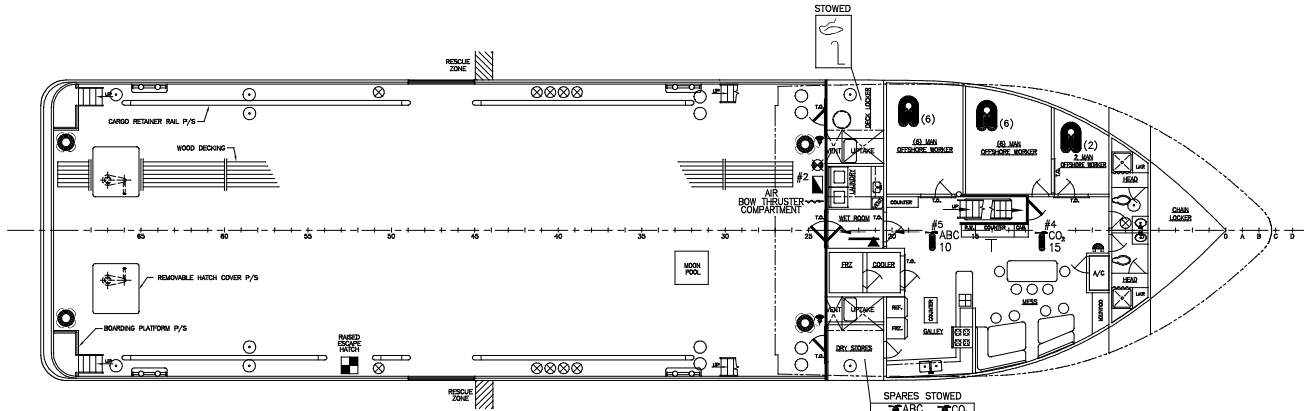
PILOT HOUSE TOP ARRANGEMENT



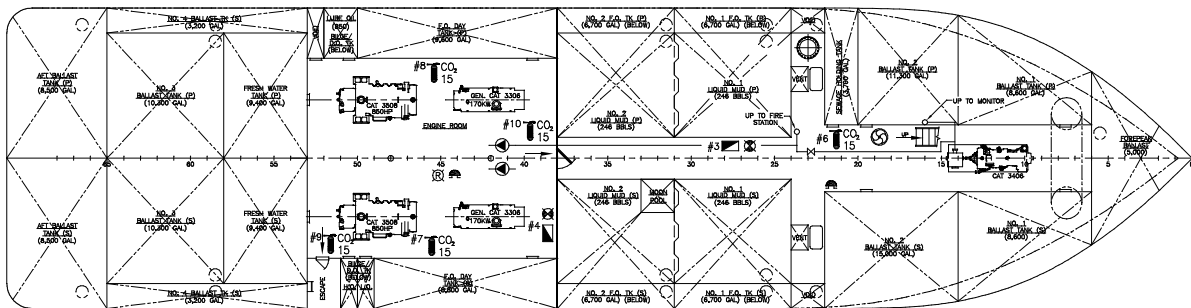
PILOT HOUSE ARRANGEMENT



FORECASTLE DECK ARRANGEMENT



MAIN DECK ARRANGEMENT



HOLD ARRANGEMENT

LEGEND

QTY	SYMBOL	DESCRIPTION
3	No. 1 ABC 10	10 lb ABC DRY CHEMICAL (PORTABLE)
3	No. 1 CO <sub>2</sub> 4	4 lb CO <sub>2</sub> (PORTABLE)
7	No. 1 CO <sub>2</sub> 15	15 lb CO <sub>2</sub> (PORTABLE)
4	No. 1	FIRE HYDRANT
5	No. 1	FIRE STATION W/SOFT 1 1/2" HOSE SOLID COMB. NOZZLE & SPANNER
4	No. 1	GENERAL ALARM
1	No. 1	FLASHING RED LIGHT GENERAL ALARM
1	No. 1	CONTACT MAKER GENERAL ALARM
1	No. 1	FIRE AXE
4	No. 1	EMERGENCY SHUT DOWN F.O. PUMP & VENT FANS
1	No. 1	FIRE PUMP CONTROL
2	No. 1	LIFEBUOY
2	No. 1	LIFEBUOY W/100 FT LIFE LINE
4	No. 1	LIFEBUOY W/SELF-IGNITING LIGHT
29	No. 1 (2)	LIFEJACKET W/LIGHT (QTY)
1	No. 1	FIRST AID KIT
1	No. 1	EMERGENCY POSITION INDICATING RADIO BEACON (406 Mhz)
2	No. 1	16 MAN INFLATABLE RAFT SOLAS (A) W/LAUNCH CRADLE & HYDRO. RELEASE
1	No. 1	15 MAN FLOAT W/(2) 4ft PADDLES
1	No. 1	ESCAPE HATCHES
12	No. 1	VHF RADIO
1	No. 1	ROCKET PARACHUTE FLARES
1	No. 1	SHIPS HORN
1	No. 1	LINE THROWING APPLIANCE
1	No. 1	AUXILIARY LINE (LINE THROWING APP.)
11	No. 1	EMERGENCY REACH ROD SHUT-OFF FUEL OR FP BALLAST
2	No. 1	FIRE/BALLAST PUMP W/CONTROLS
1	No. 1	RESCUE PLATFORM (STOWED)
3	No. 1	VENTILATION FAN
2	No. 1	EMERGENCY REACH ROD "T" HANDLE FUEL OR FP BALLAST SHUT-OFF
2	No. 1	EMBARKATION LIGHT
1	No. 1	FIRE MONITOR
	No. 1	EXIT
5	No. 1	VENTILATION AIR IN/OUT WITH COVER
3	No. 1	SEARCH LIGHT
	No. 1	'A' CLASS DIVISION

MISS EMMA McCALL

REV.	DESCRIPTION	DATE	BY
1	REVISED TO SHOW A-0 BHDS PER ABS COMMENT.	2/28/03	CB
REVISIONS			
<b>MASTER BOAT BUILDERS, INC.</b>			
P.O. Box 702		Boyau LaBatre, AL 36509	
150'-0" x 36'-0" x 12'-0"			
OSV			
Drawn By: C.B.	Approved By:	Sheet: NONE	
File No. 354		Date: 1-9-03	
<b>FIRE CONTROL/LIFE SAVING PLAN</b>			
Sheet: 1 of 1	Drawing Number:	Sheet: A-4	Rev: 1