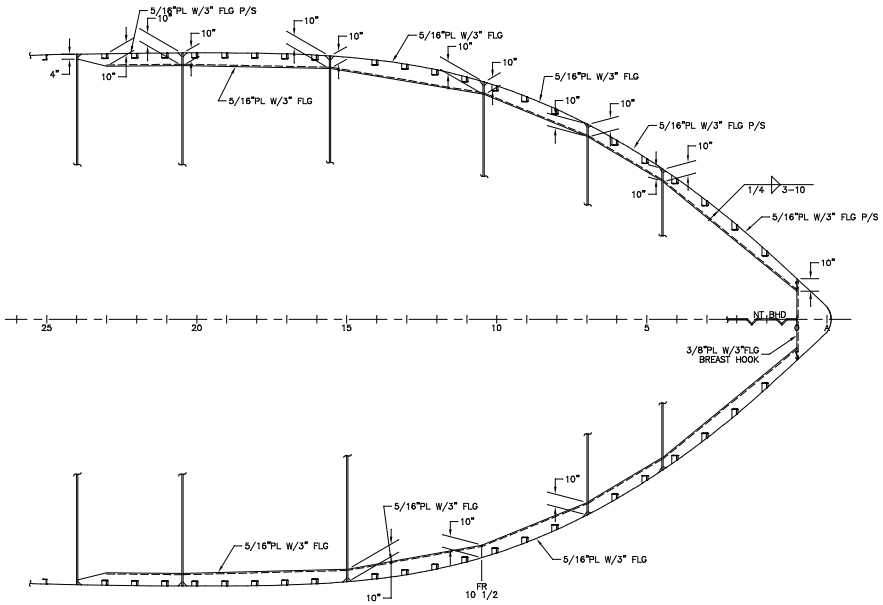

SIDE SHELL STRINGER PLAN
4'-0" ABV MAIN DECK

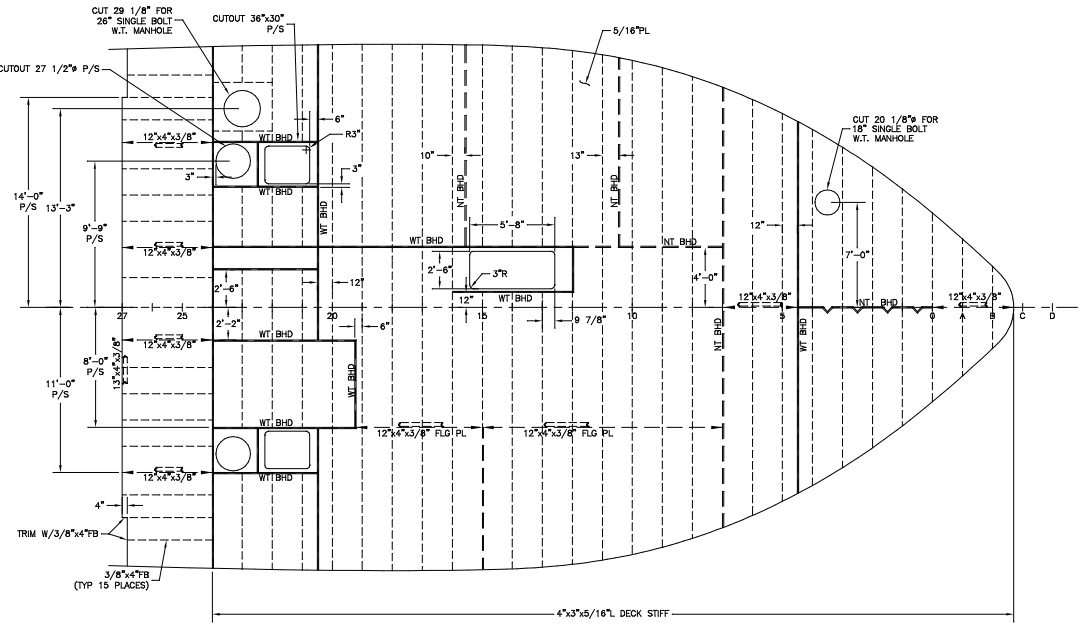

FOCSLE DECK SCANTLING PLAN

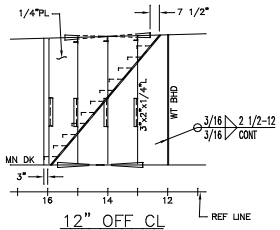

12" OFF CL
WT BHD
PORT - LKG OUTBD

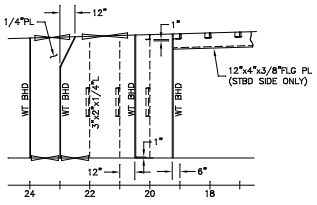

8'-0" OFF CL
WT BHD
STBD SHOWN - LKG INBD
PORT SIDE SIM OPP HAND

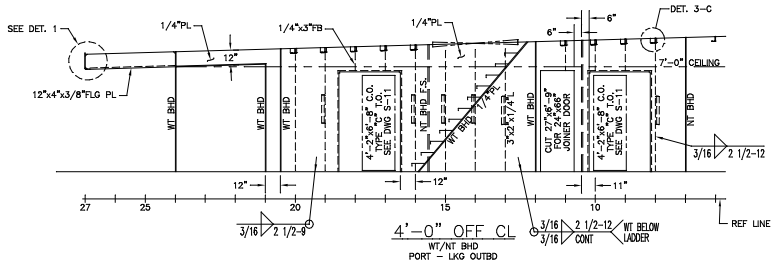

4'-0" OFF CL
WT/NT BHD
PORT - LKG OUTBD

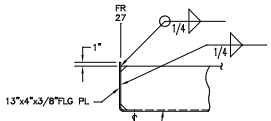

DETAIL 1

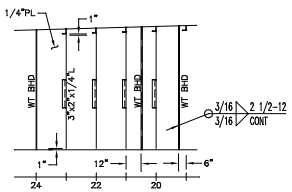

2'-2" OFF CL
WT BHD
STBD SHOWN - LKG INBD

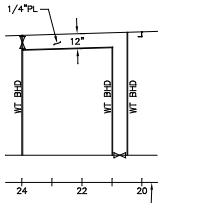

2'-6" OFF CL
WT BHD
PORT - LKG OUTBD

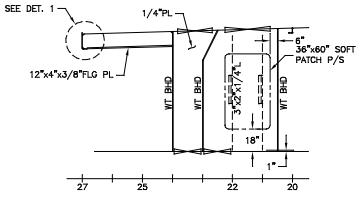

11'-0" OFF CL
WT BHD
PORT SHOWN - LKG OUTBD
STBD SIDE OPP HAND

GENERAL NOTES

1. MAIN DECK DESIGNED FOR 200LBS/FT LOADING FROM FR 24 FWD AND 540LBS/FT FROM FRAME 24 AFT.
2. VESSEL CERTIFICATION: USCG SUBCHAPTER L, 36 OFF-SHORE WORKERS PLUS CREW WITH ABS FULL OCEAN LOAD LINE, MALTESE CROSS A1, AMS.
3. ALL FLANGES OF STIFF. OR GIRDERS ARE TO BE SNIPED WHEN ENDS CONNECT TO BHDS, DECKS OR SHELL.
4. ALL SNIPES TO BE 1 1/2"x1 1/2" UNLESS NOTED.
5. ALL VENT DRAIN HOLES TO BE 3" RADIUS.
6. UNBRACKTED STIFFENERS OF SHELL, WT OR OT BHDS & HOUSE FRONTS ARE TO HAVE DOUBLE CONTINUOUS WELDS FOR 1/10 OF THEIR LENGTH AT EACH END.
7. UNBRACKETED STIFFENERS OF NONTIGHT STRUCTURAL BHDS, DK HOUSE SIDES AND AFTER ENDS ARE TO HAVE A PAIR OF MATCHED INTERMITTENT WELDS AT EACH END.
8. ALL BRACKETS TO BE WELDED DBL. CONT.
9. FOR REFERENCE TO STRUCTURAL DETAILS SEE DWG S-10.
10. VENT OVERFLOW HEIGHTS FOR TANKS ARE AS FOLLOWS: FR 24 & FWD = 17 1/2" ABV FOCSLE DK. AFT FR 24 = 30" ABV MAIN DK.
11. LIQUID MUD TANKS DESIGNED FOR 2.0 SPEC. GRAVITY. MAX. S.G. OF LIQUIDS = 1.05 ELSEWHERE.

REV.	DESCRIPTION	DATE	BY
	REVISIONS		

MASTER BOAT BUILDERS, INC.
P.O. Box 702 — Bayou LaBatre, AL 36509

150'-0" x 36'-0" x 12'-0"
OSV

Drawn By : C. BRAUN	Approved By :	Scale : 1/4"=1'-0"
Hull No. 354		Date : 7-12-02

FOCSLE DK SCANTLING & STRL BHDS

Sheet : 1 of 1	Drawing Number : S-3	Rev. 0
Contract No.		

computer detailing by ConCAD Computer Drafting Services, VANCLEAVE, MS - (228)826-3516